

THERMOSTATIC TOUCH PANEL CONTROLLED MUSICAL RECESSED CEILING MOUNT MIST WATERFALL RAINFALL SHOWER SYSTEM WITH HAND SHOWER SPECIFICATIONS

Shower Head



Shower Head 3 Functions: Waterfall, Rainfall & Mist
 Shower head size: 20 x 20 inch
 Each function can run all together and separately
 Music and LED light work by electronic
 All Metal Material: Solid Brass; Stainless Steel (top showerhead, hose)
 Shower Head Mounting: Flush on ceiling
 Hand Spray Hose: 59 inch
 Water flow: 2.5 GPM ~ 5.5 GPM
 Water pressure: 0.3 MPA ~ 1 MPA
 Water pipe lines: 3/4 inch water pipes for the hot and cold water mixer inlet, the others are 1/2 inch

Touch Panel Control

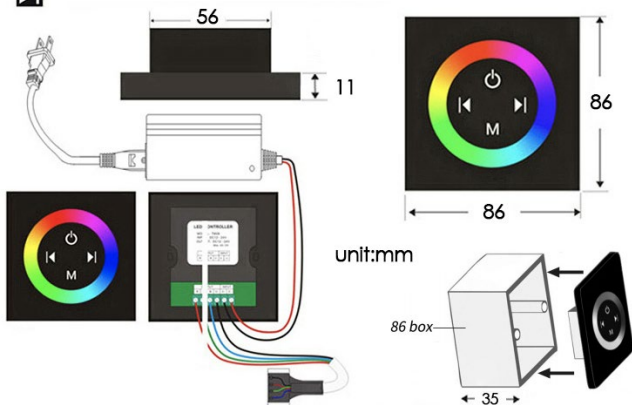
Power Turn On/Off Control

MANUAL MODE
Total 64 colors

M Auto mode setting

AUTO MODE
Total 11 Auto mode

Speed Set the speed of color change, fast/slow



Product shown is only for installation display purpose

304 Stainless Steel

Speaker×2 [500×500mm]

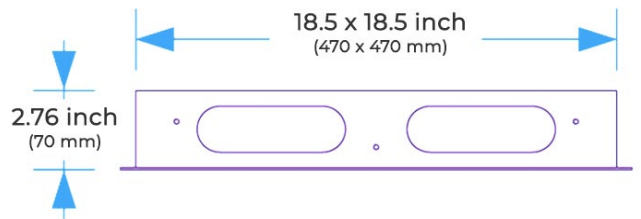
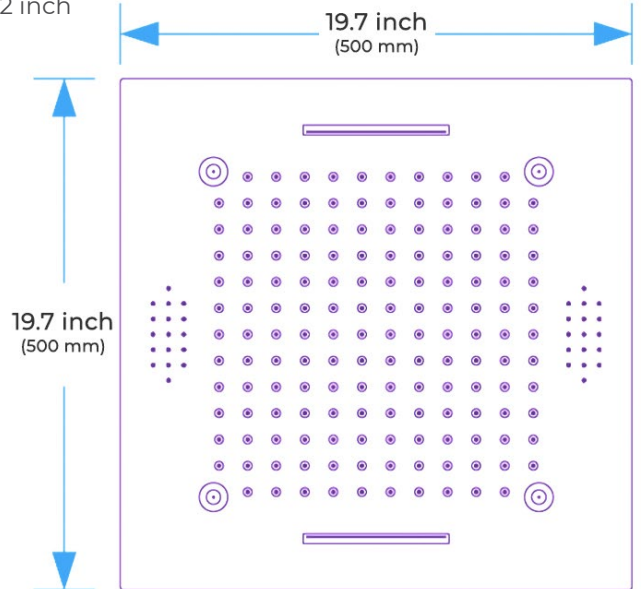
Mist×4

Waterfall×2

Rainfall

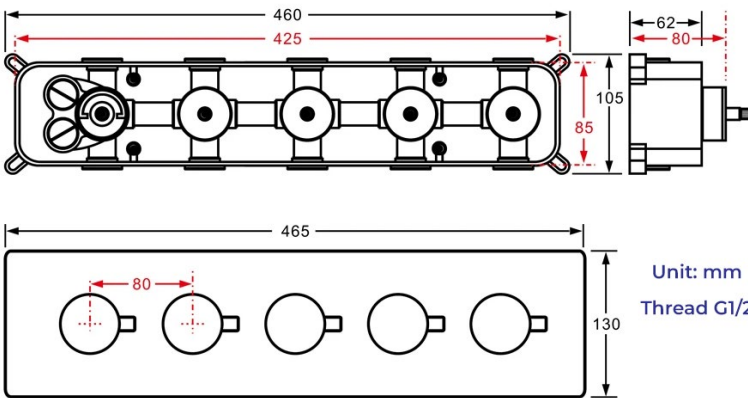


Water Pressure: 0.3-0.5MPA
 Shower Flow Rate: 9-25L/min




All dimensions and specifications are nominal and may vary. Use actual products for accuracy in critical situations.

Shower Mixer



All Function can be used at the same time.




38°C
Thermostatic Control

Main body
Brass casting body



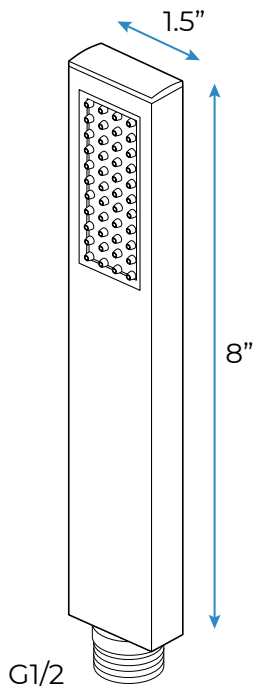
Brushed gold

Embedded Depth: 60mm



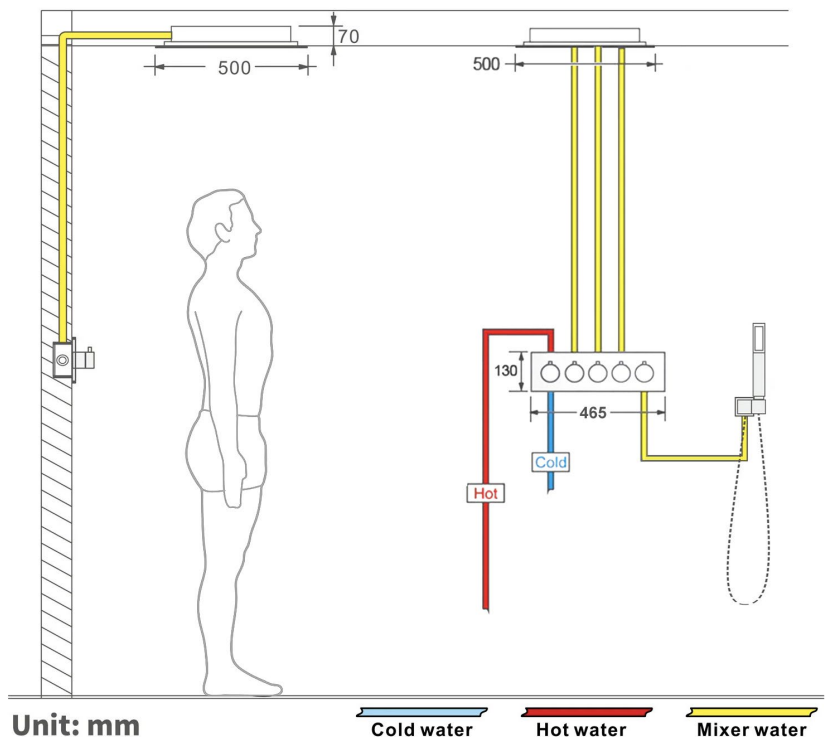
Product shown is only for installation display purpose

Hand Shower



Flow Rate: 2.0 GPM / 7.6 LPM

Shower Mixer Connections



Unit: mm

Cold water Hot water Mixer water